

Design of a Clinical Trial to Determine the Efficacy of XEN496 in KCNQ2-Developmental and Epileptic Encephalopathy (KCNQ2-DEE)

Noam Butterfield¹, Cynthia Harden¹, Celene Grayson¹, Yi Xu¹, Simon Pimstone¹, Ernesto Aycardi¹, John Millichap²

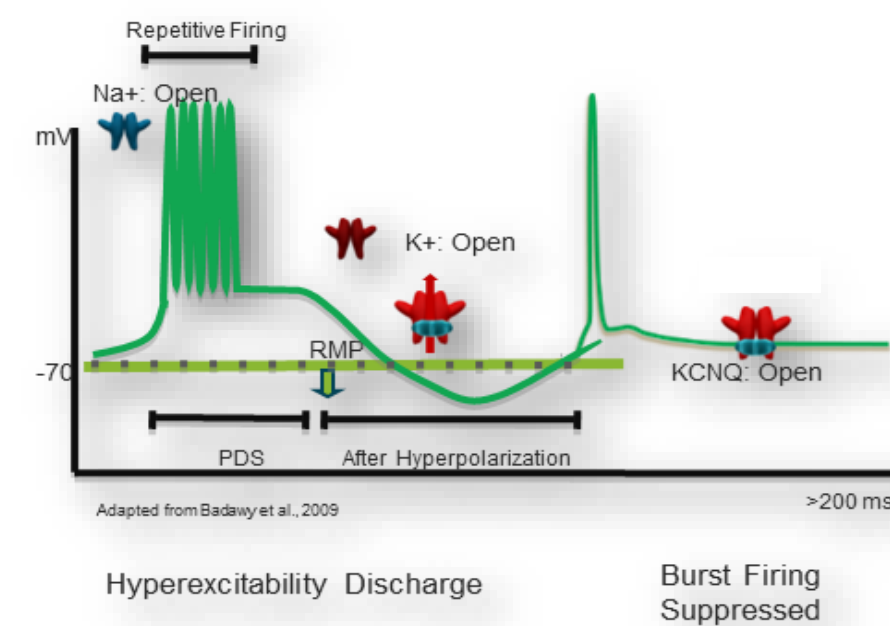
¹Xenon Pharmaceuticals Inc.; ²Northwestern University Feinberg School of Medicine

BACKGROUND

- KCNQ2-DEE is an ultra-rare, severe neurodevelopmental disorder characterized by multiple daily refractory seizures presenting within the first week of life, resulting in profound developmental impairment generally requiring life-long care.¹⁻⁴ There is currently no anti-seizure medication specifically indicated for patients with KCNQ2-DEE.
- Strong human genetic validation and pharmacologic evidence^{5,6} support the use of XEN496 (ezogabine), a Kv7.2/7.3 activator, as a potential treatment.
- Ezogabine (previously approved for adult focal onset seizures but withdrawn from the market for commercial reasons) is a targeted therapy that has shown promise as a precision medicine for the treatment of KCNQ2-DEE.^{7,8}
- Xenon Pharmaceuticals Inc. is conducting an innovative clinical trial with a novel pediatric formulation of ezogabine developed for this indication.
- However, clinical trials in this population are particularly challenging because the disorder is ultra-rare, occurs very early in life, has a spectrum of phenotypes, and treatment with available antiseizure medications has resulted in a wide range of clinical response.

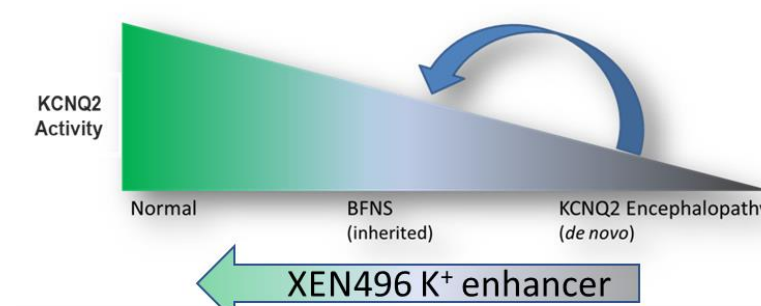
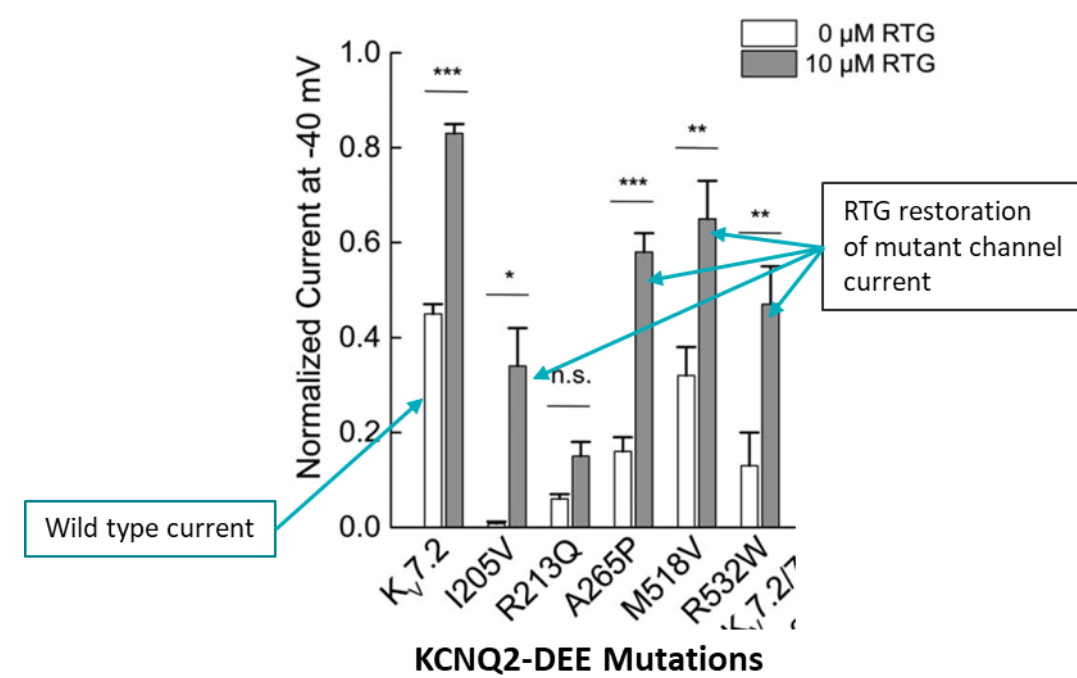
Why Ezogabine for KCNQ2 Encephalopathy?

- The *KCNQ2* gene codes for the Kv7.2 voltage-gated subunit, which can form functional heterotetramers with Kv7.3 to form active Kv7.2/7.3 potassium channels.
- KCNQ2 Kv channel activity dampens neuronal hyper-excitability, repolarizing membranes to end the action potential to maintain balance.
- Certain missense (LOF) mutations in the *KCNQ2* gene cause an inability of the channels to modulate Kv current during neuronal firing, leading to an over-excitability of neurons which results in uncontrolled seizures; the hallmark of KCNQ2-DEE.
- A Kv channel opener (enhancer) would *decrease* hyper-excitability in the brain as a treatment for KCNQ2-DEE.



XEN496 is First Precision Medicine to be Developed for KCNQ2-DEE

- XEN496, a novel, pediatric formulation of ezogabine, is being developed as a precision medicine to selectively address the etiology of KCNQ2-DEE.
- Pharmacological profile of ezogabine is unique from all currently approved anti-seizure medications.
- Ezogabine is a potent activator of Kv7 channels (including Kv7.2), potentiating the M-current.²
- Ezogabine does not inhibit the cardiac Kv7.1 channel.
- Ezogabine targets the root cause of KCNQ2-DEE loss-of-function (LOF).²
- In vitro* ezogabine can restore the depleted Kv7.2 M-current caused by dominant negative KCNQ2-DEE missense mutations.²
- Genotypic/phenotypic rationale supports potential to improve outcomes beyond seizure reduction.

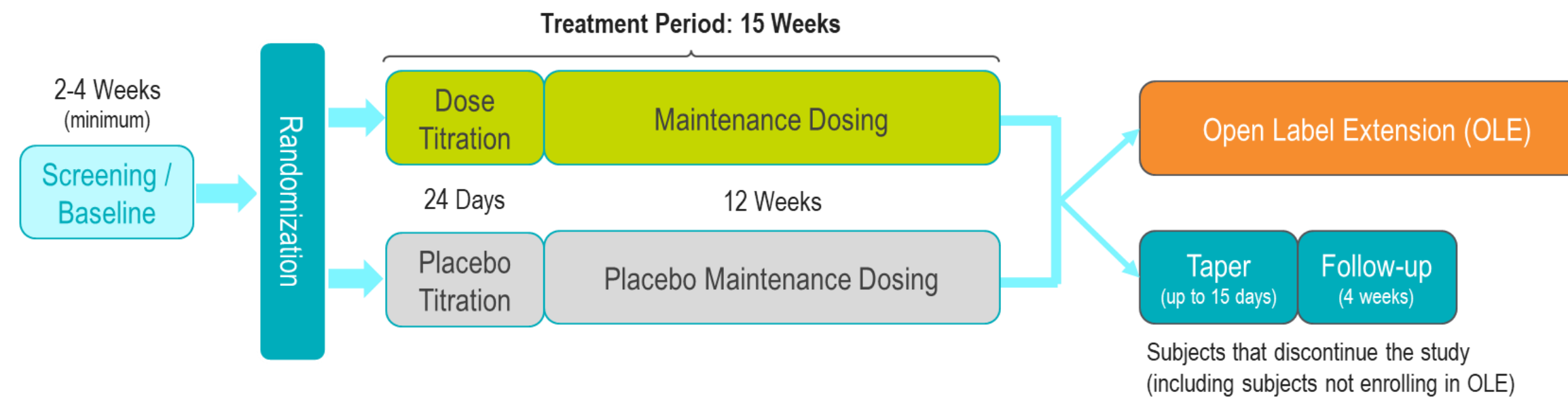


STUDY DESIGN AND OBJECTIVES

- The design is intended to maximize the number of eligible patients that can participate, minimize the burden to families/caregivers, and provide evidence of effectiveness.
- Seizures continue to represent the primary endpoint for efficacy of anti-seizure medications, and seizures in KCNQ2-DEE are stereotyped, clinically evident, and do not occur without an observable clinical correlation.
- Electronic seizure diaries for the caregivers are utilized as a key source of seizure frequency data, as well as allow collection of study medication compliance, and record other medication use, and any adverse events that may arise. Use of the diaries also ensures quality data and remote monitoring of compliance.

EPIK Phase 3 Clinical Trial Underway

- A randomized (1:1), double-blind, placebo-controlled parallel group study with a total of ~40 KCNQ2-DEE subjects



EPIK Phase 3 Study's Primary Objectives and Endpoints

Primary Objective

- To evaluate the efficacy of XEN496 as adjunctive therapy in reducing seizure frequency compared to placebo in pediatric subjects with KCNQ2-DEE

Primary Endpoint

- % change from baseline in monthly (28 days) countable motor seizure frequency during the blinded treatment period - recorded by caregivers in a daily seizure diary

Secondary Endpoints

- 50% response rates in subjects taking XEN496 relative to placebo
- Changes from baseline in subject overall condition using Caregiver Global Impression of Change (CaGIC) and Severity scales (CaGIS)

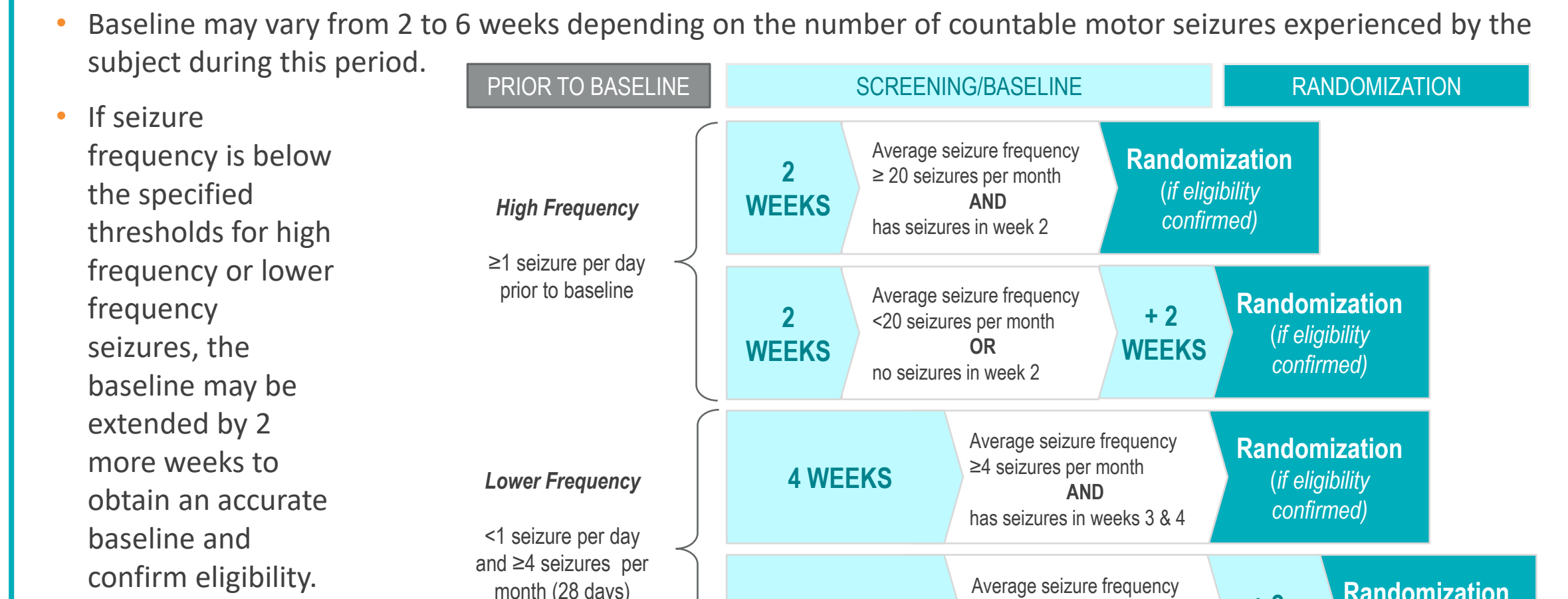
Tertiary Endpoints

- Proportion of subjects achieving reduction in monthly seizure frequency from baseline (<25%, 25<50%, 50<75%, 75<100%)
- Number of seizure free days
- Use of rescue medications
- Plasma concentration of ezogabine and metabolite NAMR
- Quality of life (Peds-QL)
- Neurocognitive development and behavior (Adaptive Behavior Assessment System (ABAS-3) and Bayley Scales of Infant and Toddler Development (BSID-III))
- Change from baseline in subject overall condition using Clinician Global Impression of Change (CGIC)
- CaGIC in specific domains (subject's behavior, alertness, motor skills, visual function & communication)

Safety and Tolerability Endpoints

- Safety and tolerability of XEN496 (Severity and frequency of AEs and serious adverse events (SAEs), clinically significant changes in laboratory tests, vital signs, ECG, physical and neurologic examinations, urological examinations, and ophthalmology examinations)

Baseline Period: Variable Duration



Use of eDiary

Caregiver Use of eDiary

- Complete Seizure Diary
- Complete Urinary Retention Diary
- Complete Medication Compliance Diary
- Report rescue medication use

Site eDiary Activities

- Set-up and train Caregivers on the eDiary
- Check the subject ePRO eligibility
- Deactivate the subject from the device
- Send data to TrialManager

Benefits of eDiary

- Facilitating accurate and timely data capture
- Record of data if diary lost (if paper diary is lost or destroyed, data unrecoverable)
- Compliance with eDiary is much easier to monitor
- eDiary alerts and reminders maximize compliance and increase safety
- Allows remote monitoring



CONCLUSIONS

- There remains a high unmet medical need for treatments for KCNQ2-DEE.
- This trial design includes novel features intended to facilitate enrolment, such as the variable baseline period to allow those with high seizure burden to enter the study with a shorter baseline period, and flexibility in allowing various visits to be conducted at the patient's home.
- The electronic seizure diary facilitates data capture, allows remote monitoring, and provides a tool to ease the burden for caregivers and increases safety oversight.
- It is expected that the design, tools, and flexibility will overcome numerous challenges to facilitate enrolment and successful completion of this phase 3 trial of XEN496 in KCNQ2-DEE.

REFERENCES

- Symonds, JD et al. "Incidence and phenotypes of childhood-onset genetic epilepsies: a prospective population-based national cohort." *Brain*. 2019; 142(8): 2303-2318
- Kato et al. Clinical spectrum of early onset epileptic encephalopathies caused by KCNQ2 mutation. *Epilepsia*. 2013;54(7):1282-7
- Olson et al. Genetics and genotype-phenotype correlations in early onset epileptic encephalopathy with burst suppression. *Ann Neurol*. 2017;81(3):419-2
- Harden et al. An Online Survey of Caregivers of Patients with KCNQ2 Developmental and Epileptic Encephalopathy (KCNQ2-DEE). Abstract presented at: American Academy of Neurology Meeting, 2020. Abstract S25.001.
- Orhan et al. Dominant-negative effects of KCNQ2 mutations are associated with epileptic encephalopathy. *Ann Neurol*. 2014 Mar;75(3):382-94
- Ihara et al. Retigabine, a Kv7.2/Kv7.3-Channel Opener, Attenuates Drug-Induced Seizures in Knock-In Mice Harboring Kcna2 Mutations. *PLoS One*. 2016;11(2):e0150095
- Millichap et al. KCNQ2 encephalopathy: Features, mutational hot spots, and ezogabine treatment of 11 patients. *Neuro Genet*. 2016;2(5):e96.
- Olson et al. Precision treatment of KCNQ2 encephalopathy with ezogabine. Abstract presented at: American Epilepsy Society Annual Meeting; December 1-5, 2017; Washington, DC. Abstract 3.176. 2017.